





COLOR SWATCH



PRO-DRY
TECHNOLOGY



blue&white

POP-2010
100% POLIÉSTER
185 g/m²


BÁSICOS

POLO / CUELLO REDONDO | DAMA / CABALLERO | MANGA CORTA / MANGA LARGA

BLANCO
100



OXFORD
202




NEGRO
200



MARINO
300



REY
310



VINO
410




CHERRY
400



LÍNEA


POLO / CUELLO REDONDO | DAMA / CABALLERO | MANGA CORTA



CRP-1010
100% POLIÉSTER
145 g/m²

JASPES

POLO / CUELLO REDONDO | DAMA / CABALLERO | MANGA CORTA



POLO COMBINADA

POLO COMBINADA | DAMA/CABALLERO | MANGA CORTA





GABARDINA

CAMISA / BLUSA | MANGA LARGA


50% ALG / 50% POL



CAPRI

CAMISA / BLUSA | MANGA LARGA

70% POL / 30% ALG



OXFORD

CAMISA / BLUSA | MANGA LARGA

70% ALG / 30% POL



100% ALG / 7.5 OZ


CAMISA / BLUSA | MANGA LARGA

MEZCLILLA



CHALECO / CHAMARRA

SOFT-SHELL / DAMA | CABALLERO 100% POLIÉSTER / 220 G



9 COLORES



HOODIE

100% POLIÉSTER / 220 G

UNISEX / MANGA LARGA

